

Math Worksheet

Instructions

Help your child read the directions for each section. Encourage them to count out loud and use their fingers if it helps. Have fun learning!

1. Counting Fun!

Count the objects and write the number in the box.



**2. Let's Add!**

Add the objects together and write the total on the line.

$$\square \quad \square \quad + \quad \square \quad \square \quad \square \quad =$$


$$\square \quad \square \quad \square \quad \square \quad + \quad \square \quad \square \quad =$$

$$\square \quad \square \quad \square \quad + \quad \square \quad \square \quad \square \quad \square \quad =$$

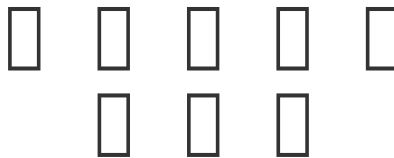
3. Take Away!

Read the story. Cross out the objects that go away and write how many are left.

You have 5 fish.
2 swim away. How many
are left?




There are 8 stars.
3 fall down. How many are
left?



4. Shape Detective

Color the **triangles (▲)** green. Color the **circles (●)** red. Color the **squares (■)** blue.



5. What Comes Next?

Draw the shape that comes next in each pattern.



6. Which has More?

Circle the box that has MORE objects.



□ □ □

OR

□ □ □ □

□ □ □
□

OR

□ □ □
□ □

Answer Key

1. Counting Fun!

- Stars (★): **7**
- Apples (□): **4**
- Suns (☼): **9**

2. Let's Add!

- 2 cars + 3 cars = **5**
- 4 balloons + 2 balloons = **6**
- 3 cookies + 4 cookies = **7**

3. Take Away!

- 5 fish - 2 fish = **3**
- 8 stars - 3 stars = **5**

4. Shape Detective

There are 4 triangles (▲) to color green, 4 circles (●) to color red, and 4 squares (■) to color blue.

5. What Comes Next?

- □ □ □ □ □
- ▲ ▲ ■ ▲ ▲ ■
- □ □ □ □ □

6. Which has More?

- The first box should be circled (**6** diamonds is more than 4 diamonds).
- The second box should be circled (**5** ladybugs is more than 4 ladybugs).